

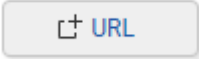

Are you making the most of J-Plat Pat?

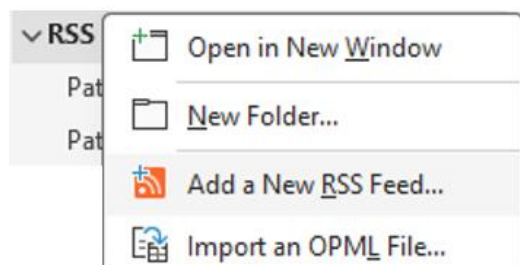
-How to monitor patents of your interest and other tips-

[J-Plat Pat](#), a database with which you can search patents, designs, and trademarks, or even check corresponding foreign patents, has undergone a number of feature improvements (see “Notices” in the lower part of the front page of J-Plat Pat). For example, a [search history saving function](#) (saving history until the browser tab is closed) has been added recently.

By the way, are you already familiar with the tracking method using J-Plat Pat's RSS function? In order to check this method out, you may want to start by first registering the RSS feeds of patents, designs, and trademarks of your interest in Outlook or similar software. The procedures are as simple as follows.

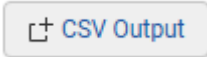
Procedures (Steps 1 to 3)

1. Click on  in the search results page of J-Plat Pat, and then click on the displayed URL.
2. Click on the  icon of RSS, and then copy “***.xls” shown in the upper part of the page displayed.
3. Add the copied “***.xls” to Outlook or similar software.



In this way, for example, the following developments can be tracked via RSS notifications:

- Application developments: requests for examination, notices of reasons for refusal, submission of publications (information offer), filing of written amendments, registrations etc.
- Trial proceedings developments: filing of opposition, requests for invalidation trial, requests for correction, advance notices of trial decisions, trial decisions, etc.

Results searched on J-Plat Pat can be exported via  to an Excel-compatible format, even when there is only one result. This is convenient because it allows you to obtain data including the Fixed Address for that particular case, and you can also export the data with an abstract.

*CSV Output requires a usage application with email address input upon first use. [About CSV Output](#).